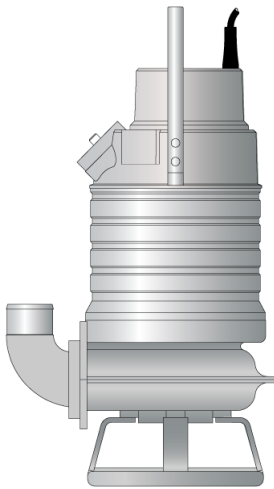


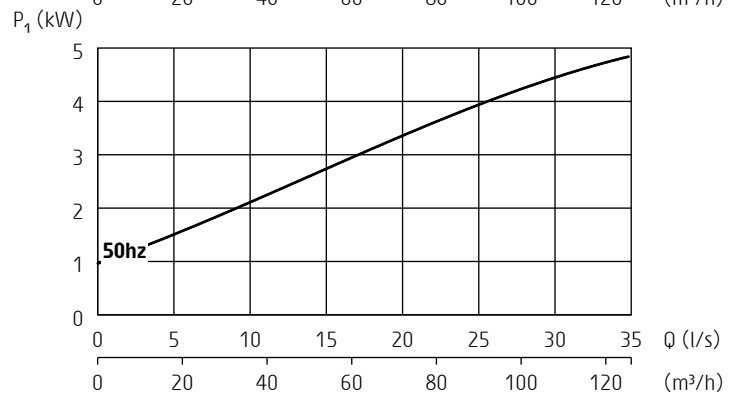
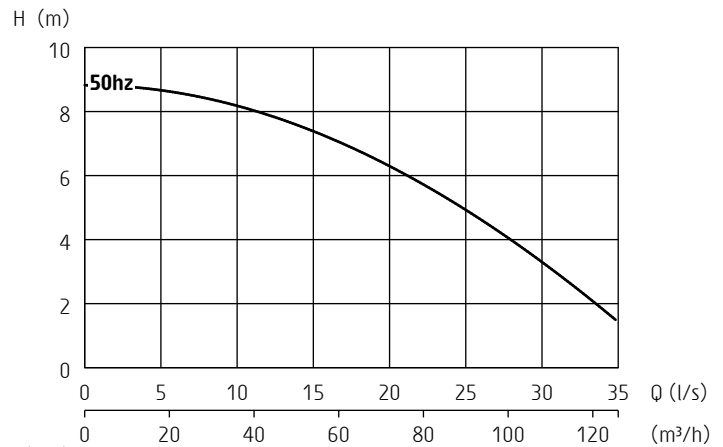
Senior Inox

Electrical submersible sludge pump



50 Hz	Senior Inox
Discharge connection	4"
Rated power P_2 [kW]	4,1
Max. power consumption P_1 [kW]	5,2
Shaft speed [r.p.m.]	1350
Rated current at 230V	15 A
Rated current at 400V	8,8 A
Rated current at 500V	7,7 A
Solids passage C	80 mm
Dimensions A / B	755 / 480 mm
Weight	86 kg

Other voltages on request



ISO 9906/A

General description

Submersible sludge pump made of stainless steel for mines, processing industries and salt-water applications

Classification

Electrical submersible pump
Protection class: IP 68

Electrical motor

Squirrel cage induction motor
Insulation class: F (IEC 85)

Motor protection

Phase sequence control, phase failure guard, temperature guard with thermal contacts in the stator (= SMART system). Air valve

Cable - SubCab 20 m (66 ft)

50 Hz - 60Hz: 4G2.5mm² - AWG14/4

Limitations

Max. submersion depth: 20 m (66 ft)
Max. liquid temperature: 40 °C (104 °F)
Allowed pH range: 2 - 10
Maximum liquid density: 1100 kg/m³ (68 lbs/ft³)

Shaft seals

Double mechanical shaft seals running in an oil compartment
Material lower seal: silicon carbide - silicon carbide
Material upper seal: carbon - silicon carbide

Bearings

Ball bearings with C3 clearance

Discharge connection

3" hose, Iso-G BSP or NPT

Materials

Casted parts: *Stainless steel (EN 10283-1.4412-ASTM CF-8M)*
Outer casing: *Stainless steel (EN 10088-3-1.4436-AISI 316L)*
Motor shaft: *Stainless steel (EN 10088-3-1.4460-AISI 329)*
Impeller: *Stainless steel (EN 10283-1.4412-ASTM CF-8M)*
Screws and nuts: *Stainless steel (A4)*
O-rings: *Viton rubber*
Pump housing liner: *Nitrile rubber*

Accessories

Zinc anodes

Specifications can be changed without notice