



EcoQuip™ 2 EQp

Vapour Abrasive Blasting that's Portable and Powerful



PROVEN QUALITY. LEADING TECHNOLOGY.

Powerful. Portable. Professional.


Preparing a surface can be challenging and time-consuming, especially if you are removing layers of paint or other coating products that have been there for decades. Grinding, scraping, applying heat and using chemicals are hard work because the same binders that cause paint to adhere also make it hard to remove. At the end of the day, it is about finding the best machine to get the job done quickly - and with as little dust as possible.

Introducing an efficient new solution in surface preparation: EcoQuip 2 EQp

This affordable option in abrasive blasting is not only easy to use, but portable enough to take from one job to another. In addition, Graco's vapour abrasive blast equipment reduces dust by up to 92% less than traditional dry blasting and uses very little water, making containment and clean-up of debris simple.



The Basics of Getting Started



Compressor - Low Flow: 2 - 3.4 m³/min (70 - 120 cfm)

Applications:

Ideal for detail work, such as window frames, railings and auto parts, or in tight areas where less air is needed.

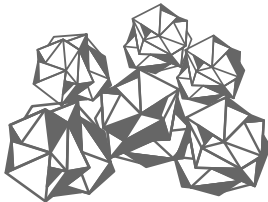
A 1/2" blast hose is recommended for a more consistent blast, due to low air flow.

Compressor - High flow: 3.4 - 8.5 m³/min (120 - 300 cfm)

Applications:

Ideal for cleaning and preparing large surface areas, such as decks, fences, building exteriors and patios.

A one inch blast hose is recommended to provide a larger blast pattern.



Media

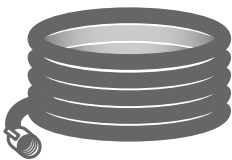
There are four properties of abrasives that contribute to profile depth: size, shape, hardness and density. Knowing the surface characteristics and the profile depth you need to achieve will help you select the right abrasive for your next job.

To learn more about these four characteristics, visit www.blastjournal.com.

Media – Soft to Hard


Baking Soda, Walnut Shells, Plastic, Glass Beads, Coal Slag, Crushed Glass, Garnet.

Tip: Be sure to test a small area before using your media choice on the final application.



Blast Hose

For the Eqp, use a 1/2" or 1" blast hose, depending on compressor and job size. If you plan on doing both small and large jobs, we recommend having a high flow compressor with both blast hoses on hand.



Nozzles

For **low flow** applications with the 1/2" hose, use nozzles #3, #4 or #5.

For **high flow** applications with the 1" hose, use a #5 nozzle or larger.

Nozzle extensions are excellent for extending your reach when working on horizontal surfaces.



Water Supply

A garden hose can be used. However, if you don't have access to water on site or need to use a rust-inhibitor for blasting steel, order a water tank.

EcoQuip² EQp is the Solution

Whether you plan to remove graffiti and paint, or clean and prep a surface, it's time to consider an alternative to your power washer, chemical cleaners or hand tools and to use a machine that gets the job done quickly and effectively.

Applications

- Steel and concrete surface preparation
- Graffiti removal
- Paint and stain removal
- Wood, concrete, steel cleaning
- Brick and patio cleaning
- Iron fence and railing preparation
- Stone and stucco stain removal



Water/Media Vessel

- 55L capacity
- Blast for up to 90 minutes between refills
- Works with coarse, fine, or non-destructive media

Air Inlet Connection

- Universal, Chicago-style claw fitting, common to most 5.2 m³/min (185 cfm) compressors

Abrasive Supply Line

- Quick-release cam and groove connection
- Easy-access shut-off valve

Portable Cart with Lift Handles

- Weighs only 99.8 kg (220 lbs)
- Easily transports between jobs
- Slide rails for easy loading





Media Funnel and Pop-Up Seal

- Removable for clean-out access
- Built-in strainer

Easy-to-use Controls

- Blast air pressure
- Abrasive meter
- Selector valve for washdown or blast

Quick-Fill Valve

- Speeds up the fill/flush process with garden hose pressure

Abrasive Metering Valve

- Precise control of media
- Lockable set-point

Blast Hose Connection

- Accepts 1/2" or 1" blast hose

Blast Hose Control Lines

- Pneumatic operation
- Blasts up to 50 meter from machine

Water Inlet Connection


- Garden hose, siphon or water tank supply options

Flat-free Wheels

- Rugged and durable to get around your job site smoothly

Enclosure with Controls

- Blast circuit, water pump and air/water controls



Technical Specifications

EcoQuip 2 EQp

Maximum Air Inlet Pressure	10.3 bar (150 psi, 1.03 Mpa)
Operating Temperature.....	1.6°- 43.3°C (35°-110°F)
Recommended Compressor Size	5.2 m ³ /min (185 cfm)
Abrasive Capacity*	100 kg (220 lbs)
Dry Weight	100 kg (220 lbs)
Wet Weight*	227 kg (500 lbs)
Pressure Pot Volume	55L
Air Inlet Connection**	Universal, Chicago-style claw
Blast Connection***	2 Lug Claw Coupler
Water Inlet Connection****	3/4 in garden hose connection

* Abrasive Capacity and wet weight using 80 grit garnet.

** A 3/4" Male NPT connects to the universal claw out of the system.

*** A 1.25" NPSM connects to the 2 lug claw coupler out of the system.

**** Siphon kit is included with an available 3/4" NPT adapter kit.

Air Supply Hose Minimum ID

Less than 5.2 m ³ /min (185 cfm) compressor and 30 meter (100 ft) of hose.....	25 mm ID (1" ID)
Greater than 5.2 m ³ /min (185 cfm) compressor or 30 meter (100 ft) of hose.....	38 mm ID (1.5" ID)

Wetted Parts

- Electroless Nickel
- Nylon
- Brass
- Stainless Steel
- Nickel Plated Brass
- Anodised aluminum
- UHMWPE
- PTFE
- Nitrile
- Tungsten Carbide
- Acetal
- Fluoroelastomer
- Polyethylene
- Leather
- Buna
- NBR
- SBR
- PVC

Sound Data

Sound Pressure Level	107.2 dB (A)
Sound Power Level.....	113.2 dB (A)

Ordering Information

EQp Systems

278861	EcoQuip 2 EQp system with 1/2" x 15m (50ft) blast hose, #4 nozzle
278862	EcoQuip 2 EQp system with 1" x 15m (50ft) blast hose, #5 nozzle
278860	EcoQuip 2 EQp bare system – no blast hose or nozzle

Blast Hoses

24Z140	Blast hose, replacement, 15m (50ft) pneumatic, 1/2" ID
24Z141	Blast hose, extension, 15m (5ft) pneumatic, 1/2" ID
26A075	Blast hose, replacement, 15m (50ft) pneumatic, 1" ID
26A077	Blast hose, extension, 15m (50ft) pneumatic, 1" ID
17D788	Blast control switch, pneumatic
17D786	Hose restraint / whip check
17D787	Blast hose coupler pin kit
17C124	Grommet, hose coupler

Nozzles

17R023	Nozzle, #3 for 1/2" blast hose
17R024	Nozzle, #4 for 1/2" blast hose
17R025	Nozzle, #5 for 1/2" blast hose
17R451	Nozzle, #5 standard for 1" blast hose
17K897	Nozzle, #6 standard for 1" blast hose
17J859	Nozzle, #7 standard for 1" blast hose
17J860	Nozzle, #8 standard for 1" blast hose
17K898	Nozzle, #6 high performance for 1" blast hose
17J855	Nozzle, #7 high performance for 1" blast hose
17J856	Nozzle, #8 high performance for 1" blast hose
17R843	Nozzle, holder, 1/2" hose
17R844	Kit, blast coupler, 1/2" hose
17R845	Kit, blast coupler 1-1/4 nps

Parts and Accessories

24Z788	Kit, Water tank, EQp
17R834	Kit, pump lower, EQp
17R835	Kit, pump seal repair, EQp
17R849	Kit, blast regulator, EQp
17R850	Kit, blast regulator repair kit, EQp
17R840	Kit, pinch hose replacement, EQp
17R833	Kit, abrasive ball valve replacement
17R851	Kit, blast circuit gasket, EQp
17R847	Kit, control air filter, EQp
246078	Scuff guard, for 1/2" and 1" blast hoses
24Z789	Kit, water dose upgrade
24Z931	Kit, extension 1/2" blast nozzle



ABOUT GRACO

Founded in 1926, Graco is a world leader in fluid handling systems and components. Graco products move, measure, control, dispense and apply a wide range of fluids and viscous materials used in vehicle lubrication, commercial and industrial settings.

The company's success is based on its unwavering commitment to technical excellence, world-class manufacturing and unparalleled customer service. Working closely with qualified distributors, Graco offers systems, products and technology that set the quality standard in a wide range of fluid handling solutions. Graco provides equipment for spray finishing, protective coating, paint circulation, lubrication, and dispensing sealants and adhesives, along with power application equipment for the contractor industry. Graco's ongoing investment in fluid management and control will continue to provide innovative solutions to a diverse global market.

GRACO LOCATIONS

MAILING ADDRESS

P.O. Box 1441
Minneapolis, MN 55440-1441
Tel: 612-623-6000
Fax: 612-623-6777

AMERICAS

MINNESOTA

Worldwide Headquarters
Graco Inc.
88-11th Avenue N.E.
Minneapolis, MN 55413

EUROPE

BELGIUM

European Headquarters
Graco Distribution BVBA
Industrieterrein-Oude Bunders
Slakweidestraat 31
3630 Maasmechelen,
Belgium
Tel: 32 89 770 700
Fax: 32 89 770 777

ASIA PACIFIC

AUSTRALIA

Graco Australia Pty Ltd.
Suite 17, 2 Enterprise Drive
Bundoora, Victoria 3083
Australia
Tel: 61 3 9468 8500
Fax: 61 3 9468 8599

CHINA

Graco Hong Kong Ltd.
Shanghai Representative Office
Building 7
1029 Zhongshan Road South
Huangpu District
Shanghai 200011
The People's Republic of China
Tel: 86 21 649 50088
Fax: 86 21 649 50077

INDIA

Graco Hong Kong Ltd.
India Liaison Office
Room 432, Augusta Point
Regus Business Centre 53
Golf Course Road
Gurgaon, Haryana
India 122001
Tel: 91 124 435 4208
Fax: 91 124 435 4001

JAPAN

Graco K.K.
1-27-12 Hayabuchi
Tsuzuki-ku
Yokohama City, Japan 2240025
Tel: 81 45 593 7300
Fax: 81 45 593 7301

KOREA

Graco Korea Inc.
Shinhan Bank Building
4th Floor #1599
Gwanyang-Dong, Dongan-Ku,
Anyang-si, Korea 431-060
Tel: 82 31 476 9400
Fax: 82 31 476 9801

All written and visual data contained in this document are based on the latest product information available at the time of publication. Graco reserves the right to make changes at any time without notice.

Graco is certified ISO 9001.



Europe
+32 89 770 700
FAX +32 89 770 777
WWW.GRACO.COM